



Bridging the Gap

Between Physical Therapy and Lifelong Physical Activity and Exercise in People with Neurologic Conditions

A Toolkit for Physical Therapists and Physical Therapist Assistants

Originally developed for the Spinal Cord Injury Special Interest Group of the Academy of Neurologic Physical Therapy by: Meghan Rozwod, PT, DPT, NCS, Cathy Larson, PT, PhD, and Rachel Tappan, PT, DPT, NCS. Kristen Gargiulo, SPT; Anna Tessitore, SPT; and Jonathan Tsay, SPT provided literature review for these recommendations. Thank you to Timothy Faw, PT, DPT, NCS; Richard Holicky; Karen Hutchinson, PT, DPT, PhD; Eric Johnson, CSCS, CIFT; Casey Kandilakis, PT, DPT, NCS; Twala H. Maresh, PT, DPT, NCS, ATP; and Emily Schwartz, SPT for review of these recommendations

Adapted for people with neurologic conditions in general by: Academy of Neurologic Physical Therapy Health Promotion and Wellness Task Force/Committee: Karen Hutchinson, PT, PhD, DPT, NCS, Elissa Held Bradford, PT, PhD, NCS, MSCS, Lauren Perillo, PT, DPT, NCS, Miriam Rafferty, PT, PhD, DPT, NCS, Sandra Billinger PT, PhD; Stacy Fritz, PT, PhD; Kimberly Miczak, PT, NCS; Arielle Resnick, PT, DPT, NCS; Jennifer Gansen, PT, DPT

2020 Academy of Neurologic Physical Therapy

Table of Contents

(Control and click on each item to access the hyperlink)

Table of Contents	2
Introduction	3
Detailed Recommendations and Objectives	4
References	11
Appendices – Recommendations for use of Supplemental Handouts and Resources	13
Appendix A: How to Bridge the Gap Between Physical Therapy and Lifelong Physical Activity: Client Handout	14
Appendix B: Values, Goals, and Action Planning for Physical Activity and Exercise: Physical Therapist - Client Handout	16
Appendix C: Value Clarification Resource: Physical Therapist – Client Handout	18
Appendix D: General Resources for Physical Activity, Health and Wellness: Physical Therapist Resource	19
Appendix E: Neurologic Condition Specific Resources for Exercise Prescription, Health and Wellness: Physical Therapist Resource	22
(MS, PD, TBI, SCI, CVA, Other: HD, ALS)	22
Appendix G: Sargent Health Fitness Plan Example: Physical Therapist - Client Handout	34

Introduction [\(return to table of contents\)](#)

People with neurological conditions have varied options for continued physical activity and exercise after their physical therapy (PT) plan of care is completed based on their interests, ability, community resources, and personal resources. However, there is limited information available to guide individuals in choosing the best options based on these factors. This toolkit, including this document and its guidelines, is intended for use by the treating physical therapist and physical therapist assistant alongside their client living with a neurologic condition. It provides information and recommendations to guide shared decision-making in determining plans for continued physical activity and exercise upon discharge.

Objectives: The purpose of this document is to...

1. Understand the duration and scope of physical therapy for maximizing recovery and planning for lifelong physical activity and exercise.
2. Outline recommendations for a long-term relationship with physical therapy, including reassessments and reasons to re-initiate care.
3. Describe the reasons for lifelong physical activity and exercise after physical therapy; this includes continued recovery of physical function as well as maintenance of physical function.
4. Provide recommendations for setting and achieving goals, including providing criteria and considerations for evaluating resources and modifying physical activity plans.

Overview:

Following this introduction, the **Detailed Recommendations and Objective section** provides an in-depth description of the process for decision-making during the transition from physical therapy to a lifelong physical activity and exercise training program. Supporting **references** are provided. The **Appendices contains multiple supplemental Handouts and Resources** to assist individuals living with a neurological condition (aka, clients/consumers) to participate in this process with physical therapists and physical therapist assistants and to achieve the four objectives listed above. Recommendations for how to use the supplemental handouts and resources are provided.

Target audience:

The primary target audience is physical therapists (PTs) or physical therapist assistants (PTAs) who are working with individuals with neurological conditions. Supplemental handouts and resources target either PTs and PTAs, Clients/Consumers, or PT-Clients/Consumers together.

Detailed Recommendations and Objectives [\(return to table of contents\)](#)

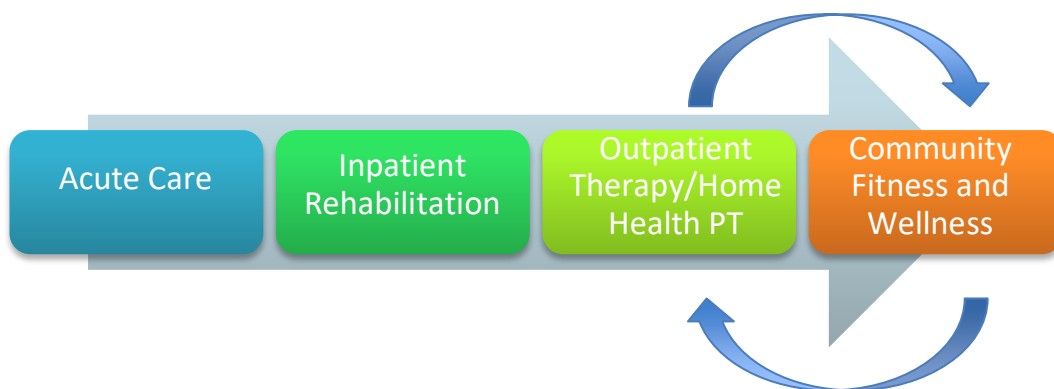
Objective 1: Understand the duration and scope of physical therapy for maximizing recovery and planning for lifelong physical activity and exercise.

During a PT episode of care, people with a neurologic condition may undergo treatment to address the following areas:

- Maximizing recovery of motor function
- Improve ability and independence with functional activities and walking
- Return to previous home and community roles, as well as, return to leisure physical activity participation
- Minimizing risk of future injury/medical problems
- Maximizing health, wellness, and adjustment to changes in abilities.

An initial episode of PT may begin anywhere along the continuum of care (see Figure 1). It is commonly initiated in either the acute care or outpatient setting, based on the complexity and acuity of medical and rehabilitation needs. The following description of practice is focused on outpatient PT care.

Figure 1: Continuum of Physical Therapy for Individuals with Neurological Conditions



The duration of outpatient PT varies widely from a single visit to several visits occurring over many months. The plan of care for outpatient PT for each individual with a neurologic condition should be determined as a team by the person with the neurologic condition, the physical therapist, any involved family, other health care professionals, and the physician.

The initial bout of PT may be discontinued for several reasons such as: goals have been met; limitations in funding; lack of improvement and ability to justify need for skilled PT intervention; personal circumstances or priorities. (Note, lack of improvement does not

necessarily indicate discontinuation of care. Ongoing skilled PT care may be appropriate under current Medicare guidelines for prevention, maintenance, and slowed disease progression if skilled care is medically justified and appropriately documented. See <https://www.apta.org/your-practice/payment/medicare-payment/coverage-issues/skilled-maintenance-therapy-under-medicare> for more information.)

Prior to discontinuing an episode of PT care, planning for lifelong physical activity and exercise is needed. Planning should start in the initial setting and ensure completion prior to discharge and transition to community fitness and wellness. During the planning process, it is important to discuss the role of a long-term relationship with PT.

Objective 2: Outline recommendations for a long-term relationship with physical therapy, including reassessments and reasons to re-initiate care.

Physical Therapy After the Initial Episode of Care Is Completed

It is appropriate for people with neurologic conditions to maintain long-term, intermittent relationships and communication with physical therapists. These intermittent relationships and communications may occur in multiple formats, including:

- 1) additional bouts of care after initial physical therapy discharge,
- 2) annual or semi-annual reassessments, and/or
- 3) consultation for a second (physical therapy) opinion.

Additional bouts of care may be initiated (see Figure 1 above) to address specific problems that arise (i.e., pain), or to upgrade the person's functional activities and/or exercise programs based on changes in the person's abilities. Insurance coverage for these types of visits may vary and should be verified on an individual basis. People with neurologic conditions and their rehabilitation team, including PTs and PTAs, should discuss a plan for future interactions and follow-ups prior to discharge from the initial episode of care, including potential indications or benchmarks for additional bouts of care or reassessments in the future. With open discussion of this nature, people with neurological conditions can have a better understanding of when they should consider re-initiating contact and/or care from their rehabilitation team in the future.

At times, changes in function or one's abilities may make it necessary for someone with a neurologic condition to undergo an additional episode of skilled PT. For instance, some people may have a high incidence of shoulder pain¹ due to heavy shoulder overuse, and PT may be appropriate to address this shoulder condition² Another person with a neurologic condition may experience a decline in function; for instance, someone who has more difficulty with walking or transfers after a period of inactivity or deconditioning. In general, the need for a return to PT

should be considered whenever someone with a neurologic condition experiences changes in motor function or functional mobility, whether improvement or decline, or if other problems arise.

It may also be appropriate for people with neurologic conditions to follow-up with rehabilitation professionals for reassessment related to their condition. These reassessments can occur quarterly, annually, or as frequently as deemed appropriate or necessary. A reassessment with a PT should be individualized to each person's needs and may include:

- Reassessment to determine progression or decline
- Reassessment to determine need for further PT care
- Modification to functional mobility strategies
- Equipment assessment and modification
- Review/modification to physical activity and exercise programs.

Some people with neurologic conditions may elect to pursue a consultation for a second opinion about their rehabilitation plan of care at a facility that specializes in rehabilitation for their neurological condition. Such a consultation typically consists of a single visit with one or more rehabilitation team members, including a PT, occupational therapist (OT), and/or a physiatrist (a physician who specializes in physical medicine and rehabilitation). Such visits are typically most successful when the person with the neurological condition is prepared with specific questions and concerns. Areas that could be addressed in such a consultation include, but not are not limited to:

- Appropriateness of current rehabilitation plan of care in terms of content, duration, and frequency
- Any additional interventions that may be beneficial
- Equipment recommendations
- Prognosis for further recovery
- Recommendations related to return to daily life functions such as driving, school, work, family responsibilities, and/or household management.

Ultimately, it is the responsibility of each person with the neurologic condition (and their family/caregiver) to determine their goals and needs for rehabilitation throughout their lifetime. It is the responsibility of the *rehabilitation team* to assist the person with a neurologic condition to determine and implement an appropriate plan related to those goals and needs.

Objective 3: Describe the reasons for lifelong physical activity and exercise after physical therapy; this includes continued recovery of physical function as well as maintenance of physical function.

It is important for people with neurologic conditions to continue to engage in regular lifelong physical activity and exercise to maximize health and wellness. Physical therapists can help with the transition to community-based fitness and wellness programs³ (see Figure 1) by helping clients understand the reasons and set goals.

Reasons people with neurologic conditions may choose to participate in post-rehabilitation programs/community fitness and wellness centers may include the following:

- ☐ Promote functional independence through continued practice of compensatory and restorative based interventions.
- ☐ Promote recovery of function and neurologic status.
- ☐ Optimize physical and mental health and wellness throughout the lifespan⁴⁻⁶
 - ☐ Maintain adequate range of motion and strength,^{7,8} with consideration of secondary medical conditions associated with their neurologic condition.
 - ☐ Decrease cardiovascular risk factors.⁹⁻¹¹ Regular exercise may help to improve cholesterol levels,^{12,13} exercise capacity,¹³⁻¹⁷ and blood pressure control,¹⁸ as well as prevent obesity.^{19,20}
 - ☐ Slow the decline in bone density.²¹ Following many neurologic conditions, bone density decreases rapidly²², increasing the risk of fracture and osteoporosis.^{23,24}
 - ☐ Promote adequate insulin uptake and release to reduce the risk and consequences of diabetes mellitus.²⁵
 - ☐ Prevent secondary injury and health compromise
 - ☐ Participating in a wellness program can enable participants who are wheelchair users to be out of their wheelchairs more hours of the day. Remaining active and reducing sedentary behaviors can reduce risk of skin breakdown^{26,27} and joint contractures or tightness.²⁸ More specific strengthening and stretching may also prevent overuse injuries such as bicep tendinopathy or other shoulder pathologies associated with full-time wheelchair use.^{29,30}
- ☐ Develop and maintain social support through building community with peers and professionals. Regular participation in a community fitness and wellness center provides

unique opportunities to learn from and share with peers with similar injuries and ability levels.

- ❑ Peer mentorship-sharing successful tips, exercises, methods.
- ❑ Improve one's quality of life and reduce the reliance or level of physical assistance needed from others.^{5,6,18,31}
- ❑ Maintain mental health and/or reduce the risk of anxiety and depression.^{32,33} Consider referral to a mental health professional.

Objective 4: Provide recommendations for setting and achieving goals, including providing criteria and considerations for evaluating resources and modifying physical activity plans.

Recommendations for Setting and Achieving “After Initial Physical Therapy” Goals:

When setting goals and physical activity plans, it is important for the PT to determine any medical guidelines or limits, including vital sign targets and limits, weight-bearing precautions, appropriate or inappropriate types of exercise, and responses to medical emergencies such as extreme hypertension (e.g. autonomic dysreflexia).

Recommendations related to specific parameters for exercise for persons with various neurologic conditions are available. (See **Appendix E: Condition Specific Resources for Exercise Prescription, Health and Wellness.**)

To optimize goal setting and goal achievement and ultimately establish an action plan for lifelong physical activity and exercise, the following **three steps are recommended** for persons with neurologic conditions: (Please refer to **Appendices B & C** to work through this process.)

1. Know values.

Clarify what matters most to the individual. What are their values, e.g., family, health, spirituality, independence, friendship, growth, wealth? When values and goals match, action and success follow. Ensure that goals match values.

For example, if family is a value, can daily walks be a family activity?

Appendix C; Value Clarification Resource, can be used to help the client select and prioritize values.

2. Set S.M.A.R.T. goals.

When establishing specific behavioral goals, ensure they align with client values, support their general reasons for being physical active and exercising, and make them S.M.A.R.T.

S.M.A.R.T. goals are **S**pecific, **M**easurable, **A**chievable, **R**ealistic, and **T**ime-based.

For example, if the client values health and family and their reasons for engaging in physical activity and exercise include: increasing independence, strength and endurance, improving overall physical or mental health, and engage with family, their S.M.A.R.T. goals may be:

- In six months, I will propel my wheelchair for 1 mile in 20 minutes without a rest break and with no shoulder muscle soreness so I can engage in family community activities, such bike rides in the park.
- In one month, I will complete my functional electrical stimulation (FES) cycling 3 days/ week consistently to slow muscle atrophy and improve circulation to help improve my overall physical health.
- In six months, I will average 6000 steps/day or more, 5 days/week to improve my overall physical activity level and health and reduce sedentarism.
- In one month, I will complete my 15-minute leg strengthening routine at least 3 days/week consistently to help me climb stairs easier at my daughter's house.

For more information about setting S.M.A.R.T. goals, see
<https://www.cdc.gov/healthyyouth/evaluation/pdf/brief3b.pdf>

3. Make an action plan.

The action plan should match the S.M.A.R.T. goals and include:

- **What** the client will do. Be specific. Address **FITT: Frequency (how often, including number of times per day, per week and number of weeks), Intensity (how hard/strenuous), Timing (duration) and Type (what activity).**
- **When** they will do it (time of day, day of the week).
- **Where** they will do it (location).
- **How they will monitor** what they do, overcome obstacles, and celebrate success.

For example, a client's action plan might be to:

- Practice walking 5 days per week at home for 5 minutes at a moderate effort, 3 – 5/10 on the rate of perceived exertion 0 – 10 scale.
- Ride an arm bike for aerobic exercise 3 days per week at the gym for 45 minutes at a moderate to heavy effort, 5 - 8/10 on the rate of perceived exertion 0 – 10 scale.
- Log walking and biking in a fitness App or paper calendar or log book

- Go to PT for a check-up in 6 months to test aerobic exercise capacity, heart rate, blood pressure, and a 6-minute walk test.

Additionally, it is important to explore what resources are available to the client (e.g., people, facilities, and services), revise and finalize the plan considering potential challenges, ways to overcome, and rewards. These considerations may include:

- a. Using other aerobic training equipment (e.g., an arm bike, recumbent cross-trainer, recumbent bike) to work toward the goal of improved cardiovascular fitness.
- b. Addressing motivation and engagement. People thrive in different environments and situations – so consider where and how the client will be most successful. For example, a gym setting may work best for one client and another may appreciate the accountability that comes with signing up for an exercise class. Additionally, if a client needs an extra push to meet their goals, consider their support system, whether caregivers, peers or family can help stay engaged and meet their fitness goals.
- c. **Assessing the resources** available including people, facilities, and services. Consider programs such as local gyms, YMCAs, and community programs as well as support personnel at those locations. People needed to help may include caregivers, personal assistants, family members, or personal trainers.

See the **Appendices** for specific resources to assist in this process.

- **Appendix A** is a summary of this detailed recommendation and objective section.
- **Appendix B** is a worksheet to identify values, set S.M.A.R.T goals and develop an action plan.
- **Appendix C** includes resources to clarify and identify values.
- **Appendix D** includes General Resources for Physical Activity, Health and Wellness such as listings of facilities and programs.
- **Appendix E** includes Diagnosis specific resources on exercise and physical activity prescription and overall health and wellness.
- **Appendix F** includes Questions to Ask of Post-Rehabilitation Facilities.
- **Appendix G** includes the Sargent Health Fitness Plan which can be used as an example of how design an appropriate exercise program at a community fitness center.

References [\(return to table of contents\)](#)

1. Curtis KA, Drysdale GA, Lanza RD, Kolber M, Vitolo RS, West R. Shoulder pain in wheelchair users with tetraplegia and paraplegia. *Archives of Physical Medicine and Rehabilitation*. 1999;80(4):453-457.
2. Van Straaten M, Cloud B, Zhao K, Morrow M. Aging of the shoulder following spinal cord injury: Why physical therapy may be the best way to address this problem. *Spinal Cord Injury SIG Newsletter*, Spring/Summer 2015: 5-8. <https://www.neuropt.org/special-interest-groups/spinal-cord-injury/newsletters>
3. Rose DK, Schafer J, Conroy C. Extending the continuum of care poststroke: creating a partnership to provide a community-based wellness program. *Journal of Neurologic Physical Therapy: JNPT*. 2013;37(2):78-84.
4. Advocat J, Enticott J, Vandenberg B, Hassed C, Hester J, Russell G. The effects of a mindfulness-based lifestyle program for adults with Parkinson's disease: A mixed methods, wait list controlled randomized control study. *BMC Neurology*. 2016; 16:166.
5. Garshick E, Mulroy S, Graves DE, Greenwald K, Horton JA, Morse LR. Active Lifestyle Is Associated with Reduced Dyspnea and Greater Life Satisfaction in Spinal Cord Injury. *Archives of Physical Medicine and Rehabilitation*. 2016;97(10):1721-1727.
6. Moss BP, Rensel MR, Hersh CM. Wellness and the role of comorbidities in multiple sclerosis. *NeuroTherapeutics*. 2017;14(4):999-1017.
7. Latimer-Cheung AE, Pilutti LA, Hicks AL, et al. Effects of exercise training on fitness, mobility, fatigue, and health-related quality of life among adults with multiple sclerosis: A systematic review to inform guideline development. *Archives of Physical Medicine and Rehabilitation* 2013;94(9):1800-1828.e1803.
8. Corcos DM, Robichaud JA, David FJ, et al. A two-year randomized controlled trial of progressive resistance exercise for Parkinson's disease. *Movement Disorders*. 2013;28(9):1230-1240.
9. Billinger SA, Arena R, Bernhardt J, et al. Physical activity and exercise recommendations for stroke survivors: A statement for healthcare professionals from the American Heart Association/American Stroke Association. *Stroke*. 2014;45(8):2532-2553.
10. Billinger SA, Boyne P, Coughenour E, Dunning K, Mattlage A. Does aerobic exercise and the FITT principle fit into stroke recovery? *Current Neurology and Neuroscience Reports*. 2015;15(2):519.
11. Martin Ginis KA, van der Scheer JW, Latimer-Cheung AE, et al. Evidence-based scientific exercise guidelines for adults with spinal cord injury: An update and a new guideline. *Spinal Cord*. 2018;56(4):308-321.
12. Buchholz AC, Martin Ginis KA, Bray SR, et al. Greater daily leisure time physical activity is associated with lower chronic disease risk in adults with spinal cord injury. *Applied Physiology, Nutrition, and Metabolism*. 2009;34(4):640-647.
13. Nooijen CF, de Groot S, Postma K, et al. A more active lifestyle in persons with a recent spinal cord injury benefits physical fitness and health. *Spinal Cord*. 2012;50(4):320-323.
14. DiPiro ND, Embry AE, Fritz SL, Middleton A, Krause JS, Gregory CM. Effects of aerobic exercise training on fitness and walking-related outcomes in ambulatory individuals with chronic incomplete spinal cord injury. *Spinal Cord*. 2016;54(9):675-681.
15. Tordi N, Dugue B, Klupzinski D, Rasseneur L, Rouillon JD, Lonsdorfer J. Interval training program on a wheelchair ergometer for paraplegic subjects. *Spinal Cord*. 2001;39(10):532-537.
16. Le Foll-de Moro D, Tordi N, Lonsdorfer E, Lonsdorfer J. Ventilation efficiency and pulmonary function after a wheelchair interval-training program in subjects with recent spinal cord injury. *Archives of Physical Medicine and Rehabilitation*. 2005;86(8):1582-1586.
17. Mossberg KA, Amonette WE, Masel BE. Endurance training and cardiorespiratory conditioning after traumatic brain injury. *The Journal of Head Trauma Rehabilitation*. 2010;25(3):173-183.

18. Hicks AL, Ginis KA. Treadmill training after spinal cord injury: It's not just about the walking. *Journal of Rehabilitation Research and Development*. 2008;45(2):241-248.
19. Bakkum AJ, de Groot S, Onderwater MQ, de Jong J, Janssen TW. Metabolic rate and cardiorespiratory response during hybrid cycling versus hand cycling at equal subjective exercise intensity levels in people with spinal cord injury. *Journal of Spinal Cord Medicine*. 2014;37(6):758-764.
20. Tanhoffer RA, Tanhoffer AI, Raymond J, Hills AP, Davis GM. Exercise, energy expenditure, and body composition in people with spinal cord injury. *Journal of Physical Activity and Health*. 2014;11(7):1393-1400.
21. Panisset MG, Galea MP, El-Ansary D. Does early exercise attenuate muscle atrophy or bone loss after spinal cord injury? *Spinal Cord*. 2016;54(2):84-92.
22. Carda S, Cisari C, Invernizzi M, Bevilacqua M. Osteoporosis after stroke: A review of the causes and potential treatments. *Cerebrovascular Diseases*. 2009;28(2):191-200.
23. Karapolat I, Karapolat HU, Kirazli Y, Capaci K, Akkoc Y, Kumanlioglu K. Longitudinal study of bone loss in chronic spinal cord injury patients. *Journal of Physical Therapy Science*. 2015;27(5):1429-1433.
24. Bauman WA, Cardozo CP. Osteoporosis in individuals with spinal cord injury. *PM & R: The Journal of Injury, Function, and Rehabilitation*. 2015;7(2):188-201; quiz 201.
25. D'Oliveira GL, Figueiredo FA, Passos MC, Chain A, Bezerra FF, Koury JC. Physical exercise is associated with better fat mass distribution and lower insulin resistance in spinal cord injured individuals. *Journal of Spinal Cord Medicine*. 2014;37(1):79-84.
26. Crane JD, MacNeil LG, Lally JS, et al. Exercise-stimulated interleukin-15 is controlled by AMPK and regulates skin metabolism and aging. *Aging Cell*. 2015;14(4):625-634.
27. Krause JS, Broderick L. Patterns of recurrent pressure ulcers after spinal cord injury: Identification of risk and protective factors 5 or more years after onset. *Archives of Physical Medicine and Rehabilitation*. 2004;85(8):1257-1264.
28. Skalsky AJ, McDonald CM. Prevention and management of limb contractures in neuromuscular diseases. *Physical Medicine and Rehabilitation Clinics of North America*. 2012;23(3):675-687.
29. Mulroy SJ, Thompson L, Kemp B, et al. Strengthening and optimal movements for painful shoulders (STOMPS) in chronic spinal cord injury: A randomized controlled trial. *Physical Therapy*. 2011;91(3):305-324.
30. Nash MS, van de Ven I, van Elk N, Johnson BM. Effects of circuit resistance training on fitness attributes and upper-extremity pain in middle-aged men with paraplegia. *Archives of Physical Medicine and Rehabilitation* 2007;88(1):70-75.
31. Stevens SL, Caputo JL, Fuller DK, Morgan DW. Physical activity and quality of life in adults with spinal cord injury. *Journal of Spinal Cord Medicine*. 2008;31(4):373-378.
32. Wise EK, Hoffman JM, Powell JM, Bombardier CH, Bell KR. Benefits of exercise maintenance after traumatic brain injury. *Archives of Physical Medicine and Rehabilitation*. 2012;93(8):1319-1323.
33. Zschucke E, Gaudlitz K, Strohle A. Exercise and physical activity in mental disorders: Clinical and experimental evidence. *Journal of Preventive Medicine and Public Health*. 2013;46 Suppl 1:S12-21.

Appendices – Recommendations for use of Supplemental Handouts and Resources [\(return to table of contents\)](#)

A. How to Bridge the Gap Between Physical Therapy and Lifelong Physical Activity/ Exercise Summary: Client Handout

- a. **Target Audience: Consumer/Client**
- b. To be used as a summary of the Detailed PT Recommendations and Objectives section for the consumer/client

B. Values, Goals, and Action Planning for Physical Activity and Exercise: PT Client Handout

- a. **Target Audience: Consumer/Client and PT together**
- b. To be used as a worksheet to determine values, set goals and create an action plan.

C. Value Clarification Resource: PT-Client Handout

- a. **Target Audience: Consumer/Client and PT together**
- b. To be used to help identify and prioritize values. Understanding values, will assist in setting meaningful goals that align with values and enhance success.

D. General Resources for Physical Activity, Health and Wellness: PT Resource

- a. **Target Audience: PTs**
- b. To be used as a resource guide for locating appropriate facilities and programs for lifelong physical activity and fitness.

E. Condition Specific Resources for Exercise Prescription, Health and Wellness: PT Resource

- a. **Target Audience: PTs**
- b. To be used as a resource guide for decision-making on best practice exercise recommendations

F. Questions to Ask of Post-Rehabilitation Facilities: Client Handout

- a. **Target Audience: Consumers/Client**
- b. To be used as a tool when calling or visiting facilities and programs to determine appropriateness, best fit and potential advocacy needs.

G. Example: Sargent Health Fitness Plan for Community Fitness Activities: PT-Client Handout

- a. **Target Audience: PT with Consumers/Clients**
- b. To be used to facilitate communication and success with transition from physical therapy to fitness in a community center

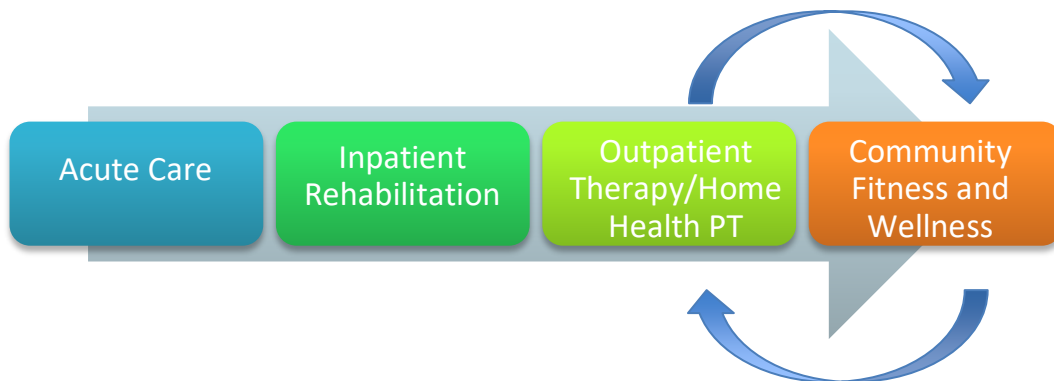
Appendix A: How to Bridge the Gap Between Physical Therapy and Lifelong Physical Activity: Client Handout

What can I expect from Physical Therapy?

Physical therapy (PT) helps you move better, move more, and be healthy so you can do the work and play activities that matter the most to you. You may have PT in the acute care, inpatient, outpatient or home health setting (see Figure 1). PT is there to help you improve your daily function, manage your condition and improve your overall fitness and wellness.

Reasons for stopping skilled PT care and starting community fitness and wellness may include meeting personal and PT goals, other personal priorities and time commitments, and/or insurance benefits and regulations.

Figure 1: Continuum of Physical Therapy for Individuals with Neurological Conditions



Exercise and physical activity are important tools to help you achieve your goals in PT. After an initial episode of PT ends, it is important for you to continue to be physically active and exercise. Physical activity and exercise can help you:

- Enhance recovery, stimulate brain health, and may slow disease progression.
- Promote independence and reduce physical assistance needed from others.
- Optimize physical health and wellness by improving, or maintaining, flexibility, strength, endurance, balance, bone mineral density, insulin regulation, and reducing risk of secondary medical conditions.
- Develop and maintain social support
- Increase positive mental health and decrease the risk of anxiety and depression.
- Improve overall quality of life

How can I stay active after Physical Therapy?

You have many options for continuing physical activity, recovering and maintaining function and being well after PT through community fitness and wellness. These options range from being physically active and exercising on your own at home to hiring a trainer knowledgeable on adaptive fitness and going to a local accessible gym/fitness center. The **Values, Goals, and Physical Activity/ Exercise Action Plan PT-Client Worksheet** includes 3 steps to developing your own personalized plan for lifelong physical activity and exercise. This involves knowing your values, setting meaningful goals, and developing an action plan.

- For example, if you value family, health and independence...
 - Your goal may be: In six months, I will propel my wheelchair for 1 mile in 20 minutes without a rest break and with no shoulder muscle soreness so I can accompany my daughter on a walk.
 - Your action plan may then include: Riding an arm bike for aerobic exercise 3 days per week at the gym for 45 minutes at a moderate to heavy effort, 5 – 8/ 10 on the rate of perceived exertion 0 – 10 scale. To help you monitor your progress, you decide to go to PT for a check-up in 6 months to test aerobic exercise capacity, heart rate, blood pressure, and a 6-minute wheelchair push test.

When should I return to Physical Therapy?

Your needs may change over time. You can, and should, consider seeing your physical therapist from time to time to get input and help addressing your needs.

These additional visits with PT may be periodic assessments or check-ins every 3, 6 or 12 months. They may be weekly or bimonthly visits to help you maintain function or slow decline. Work with your PT and healthcare team to determine what is best for you.

Additional resources to help you be active: Resources include people, facilities, and services.

- **General Resources for Physical Activity, Health and Wellness Client Handout:** includes links to programs and facilities across the United States.
- **Questions to Ask of Post-Rehabilitation Facilities Client Handout:** includes questions that you may want to ask of these programs and facilities.

Ask your PT or healthcare team about other resources in your area.

Appendix B: Values, Goals, and Action Planning for Physical Activity and Exercise: Physical Therapist - Client Handout

Regular physical activity and exercise can improve overall health and well-being, enhance brain health and neurologic recovery, and may slow disease progression.

Be Active Your Way

You have many options for physical activity and exercise to help with recovery and wellness. Physical Therapy can help ensure your plan is safe, effective, and enjoyable.

3

Steps towards Lifelong Physical Activity and Exercise

1. Know your values

When values and goals match, actions and success follow. It is important to think about what matters most to you – your values. For example, if you value family, can daily walks be a family activity?

- You can use a value card sort to help (see the **Value Clarification Resource PT-Client Handout**).

What matters most to you? List 3 values.

- 1.
- 2.
- 3.

2. Set S.M.A.R.T. goals

How will being active help you live your values and achieve your personal health, wellness and unique condition goals? Here is one example. In six months, I will average 6000 steps/day or more on my fitness tracker, 5 days/week to improve my overall physical activity level and health and help me walk with my family.

- S.M.A.R.T. goals are **Specific, Measurable, Achievable, Realistic, and Time-bound**. It is okay to start small. Every movement counts.

What are your goals? Make them S.M.A.R.T.

- 1.
- 2.

3. Make an Action Plan

Your action plan should match your **SMART goals** and include:

- **What** you will do. Be specific. Address **FITT: Frequency (how often), Intensity (how hard), Timing (how much), and Type (type of activity)**.
- **When** you will do it (time of day, day of the week).
- **Where** you will do it (location).
- **How you will monitor** what you do, overcome obstacles, and celebrate success.

For example, your plan may be to practice walking 5 days per week, at home, in the morning, for 5 mins, at a moderate effort, 3 –5/10 on the rate of perceived exertion 0 – 10 scale. You will monitor your plan by logging the exercise session on your fitness tracker (or a calendar). You will check in on your progress with your spouse on Sunday and celebrate success by taking a drive together in the country.

Your Action Plan for Physical Activity and Exercise

Name:

- **What** you will do (FITT: Frequency, Intensity, Timing, Type)
- **When** you will do it (time of day, day of the week).
- **Where** you will do it (location).
- **How you will monitor** what you do, overcome obstacles, and celebrate success.

Signature(s): _____

Date: _____

Appendix C: Value Clarification Resource: Physical Therapist – Client Handout

This activity helps the client identify what s/he values most by reflecting on common values and then selecting through a card sort activity what is of most personal value.

Value sort instructions listed here are also available at:

<https://motivationalinterviewing.org/sites/default/files/valuesinstructions.pdf> public domain. Accessed March 28, 2020.

Personal Values Card Instructions:

1. Place five anchor cards in order from 1-5 in front of the participant (Least important should be on the left; Most important on the right).
2. Shuffle the 50 value cards; keep the 2 blank cards separate.
3. Instruct the participant to sort the cards using the following script:
 - a. “I placed five title cards in front of you—Least important, not very important, neither important nor unimportant, somewhat important, and most important. I’m going to give you a stack of 50 cards. Each card describes something that may represent a personal value for you. I would like you to look at each card and place each card under one of the five title cards. There are also two blank cards. If there is a value you would like to include, write it on the card and put it in whichever pile you would like. I would like you to sort all 50 cards, but whether you use the two additional cards is optional. The only rule is that you can have no more than 10 cards under the Most Important stack. After you are finished with this part, I will ask you to do one other small task. Do you have any questions?”
4. When participant indicates s/he is finished with the sorting, look at the Most Important deck to make sure there are no more than 10 cards under this deck.
5. Read the following:
 - a. “For the second task, I’d like you to focus on the top values you chose and sort them from 1 to n (total number participant has in the most important pile—no more than 10) using the ranking sheet. In this spot (point to #1) you will put the card that is your top value. Then you will put your second top value here (point to #2). Do you have any questions?”
6. When participant indicates s/he is finished rank ordering the most important pile, check to make sure you understand how the cards were sorted (ascending or descending).
 - a. Point to the #1 spot and say, “I just want to make sure I have this right--Is this your number one value”.
 - b. Record values on scoring sheet using either card number or value name. Indicate which stack each value was put under and for stack #5 (most important), indicate rank order. 1= number one value.

Personal value card sort full document available through public domain at:

http://www.motivationalinterviewing.org/sites/default/files/valuescardsort_0.pdf. Accessed March 28, 2020.

PERSONAL VALUES Card Sort W.R. Miller, J. C'de Baca, D.B. Matthews, P.L. Wilbourne University of New Mexico, 2001	IMPORTANT TO ME
VERY IMPORTANT TO ME	NOT IMPORTANT TO ME
ACCEPTANCE to be accepted as I am 1 9/01	ACCURACY to be accurate in my opinions and beliefs 2 9/01
ACHIEVEMENT to have important accomplishments 3 9/01	ADVENTURE to have new and exciting experiences 4 9/01
ATTRACTIVENESS to be physically attractive 5 9/01	AUTHORITY to be in charge of and responsible for others 6 9/01

Appendix D: General Resources for Physical Activity, Health and Wellness: Physical Therapist Resource

Adaptive Exercise Equipment:

- http://scihealth.org/RRTC/publications/PDF/Adaptive_Exercise_Information.pdf
- Rx for Exercise app/website:
<https://play.google.com/store/apps/details?id=org.foundationforpmr.rxforexercise&hl=en>

American College of Sports Medicine (ACSM's) Exercise is Medicine:

- Physical Activity Resources:
https://www.exerciseismedicine.org/support_page.php/health-care-providers/

American Physical Therapy Associated (APTA):

- Academy of Neurologic Physical Therapy Health Promotion and Wellness resource page:
<http://www.neuropt.org/professional-resources/practice-resources/health-promotion-and-wellness>
- APTA Community: Council on Prevention, Health Promotion, and Wellness in Physical Therapy (APTA Members Only): <http://communities.apta.org/p/co/ly/gid=182>
- APTA: Physical Fitness for Special Populations Pocket Guides, including fall risk, pulmonary pathology, spinal cord injury, stroke, and type II diabetes:
<http://www.apta.org/PFSP/>

Certified Inclusive Fitness Trainers (CIFT):

- Certified Inclusive Fitness Trainers (CIFTs) who have undergone certification through the American College of Sports Medicine (ACSM) and NCHPAD can provide personal training services to people with health conditions and disabilities. This is not training exclusive to one neurologic condition, as these trainers are more likely to have experience and training in exercise for people with a variety of disabilities. A directory is available here: <https://certification.acsm.org/pro-finder>
- Certification Information: <http://incfit.org/node/802>

National Center for Health, Physical Activity and Disability (NCHPAD): National Center on Health, Physical Activity and Disability (NCHPAD) has a national directory of programs, facilities, and organizations that are available for people with health conditions and disabilities:
<http://www.nchpad.org/Directories>

Examples of NCHPAD program and resources:

- Exercise Guidelines for People with Disabilities
<http://www.nchpad.org/14/73/Exercise~Guidelines~for~People~with~Disabilities>

- Discover Accessible Fitness: booklet that serves as a guide for individuals using wheelchairs for using fitness equipment.
<http://www.nchpad.org/discoverfitness/index.html>
- Life on Wheels: “a guide for living a healthy, active life with a spinal cord injury”
<http://www.nchpad.org/1200/5830/Life~on~Wheels>
- 14 weeks to a healthier you (a 14-week physical activity and nutrition program for people who are sedentary): <https://www.nchpad.org/14weeks/>
- Get the Facts: <https://www.nchpad.org/Get~the~Facts/>
- Champion’s Rx (a daily exercise program that provides a daily suggested workout for people who are active): <https://www.nchpad.org/CRx>
- List of Trainers: <https://www.nchpad.org/Directories/Personal~Trainers>

National Institute on Aging (NCOA):

- Physical Activity and Nutrition Resources: <https://go4life.nia.nih.gov/>
- Evidence-based programs listings: <https://www.ncoa.org/resources/ebpchart/>. Examples include Matter of Balance, Enhancing Fitness and many more.
 - These programs are evidence-based and have standardized procedures for community implementation in local organization such as Y-USA.
 - See <https://geriatricspt.org/members/publications/gerinotes/2019/26-3/GeriNotes-26-3.pdf> for more information.

The Y-USA (YMCA)

- Health Wellbeing and Fitness offerings: <http://www.ymca.net/health-wb-fitness>

U.S. Department of Health and Human Services (DHHS):

- Physical Activity Guidelines for Americans: <https://health.gov/paguidelines/second-edition/>

VA Whole Health Library:

https://www.va.gov/PATIENTCENTEREDCARE/features/Whole_Health_Virtual_Library.asp

Appendix E: Neurologic Condition Specific Resources for Exercise Prescription, Health and Wellness: Physical Therapist Resource

(MS, PD, TBI, SCI, CVA, Other: HD, ALS) Last updated October 2020.

Multiple Sclerosis:

Exercise Prescription Articles:

- Kalb R, Brown TR, Coote S, et al. Exercise and lifestyle physical activity recommendations for people with multiple sclerosis throughout the disease course. *Multiple sclerosis*. 2020;1352458520915629. <https://pubmed.ncbi.nlm.nih.gov/32323606/>
- Latimer-Cheung AE, Pilutti LA, Hicks AL, et al. Effects of exercise training on fitness, mobility, fatigue, and health-related quality of life among adults with multiple sclerosis: a systematic review to inform guideline development. *Archives of physical medicine and rehabilitation*. 2013;94(9):1800-1828.e1803. <https://www.ncbi.nlm.nih.gov/pubmed/23669008>
- Canadian Physical Activity Guidelines for MS: http://www.csep.ca/CMFiles/Guidelines/specialpops/CSEP_MS_PAGuidelines_adults_en.pdf
- Edwards T, Pilutti LA. The effect of exercise training in adults with multiple sclerosis with severe mobility disability: A systematic review and future research directions. *Multiple sclerosis and related disorders*. 2017; 16:31-39. <https://www.ncbi.nlm.nih.gov/pubmed/28755682>

Health Promotion and Wellness Articles:

- Venasse et al. Exploring Wellness Interventions in Progressive Multiple Sclerosis: An Evidence-Based Review. *Curr Treat Options Neurol*. 2018;20(5):13. <https://pubmed.ncbi.nlm.nih.gov/29637453/>
- Moss et al. Wellness and the Role of Comorbidities in Multiple Sclerosis. *Neurotherapeutics* 2017;14(4):999-1017. <https://pubmed.ncbi.nlm.nih.gov/28785958/>

Patient Advocacy Organizations with Health Promotion and Wellness Resources/Programs

- National Multiple Sclerosis Society <https://www.nationalmssociety.org/Living-Well-With-MS>
- Multiple Sclerosis Foundation <https://msfocus.org>
- CanDoMS <https://www.cando-ms.org/>

Parkinson's Disease:

Exercise Prescription Articles:

- Schenkman et al. Effect of High-Intensity Treadmill Exercise on Motor Symptoms in Patients with De Novo Parkinson Disease: A Phase 2 Randomized Clinical Trial. JAMA Neurol. 2018; 75(2):219-226 <https://www.ncbi.nlm.nih.gov/pubmed/29228079>
- Corcos et al. A two-year randomized controlled trial of progressive resistance exercise for Parkinson's disease. Mov Disord. 2013; 28(9):1230-40 <https://www.ncbi.nlm.nih.gov/pubmed/23536417>

Health Promotion and Wellness Articles:

- Speelman et al. Evaluation of implementation of the ParkFit program: A multifaceted intervention aimed to promote physical activity in patients with Parkinson's disease. Physiotherapy. 2014; 100(2):134-41. <https://www.ncbi.nlm.nih.gov/pubmed/23972329>
- Rabin et al. Complementary Therapies for Parkinson's Disease: What's Promoted, Rationale, Potential Risks and Benefits. Mov Disord Clin Practice. 2015; 2(3):205-212. <https://www.ncbi.nlm.nih.gov/pubmed/30363487>
- Advocat et al. The effects of a mindfulness-based lifestyle program for adults with Parkinson's disease: A mixed methods, wait list controlled randomized control study. BMC Neuro. 2016; 16:166. <https://www.ncbi.nlm.nih.gov/pubmed/27608621>

Patient Advocacy Organizations with Health Promotion and Wellness Resources:

- Parkinson's Foundation booklets on fitness, mood, and sleep: <https://www.parkinson.org/pd-library>
- Michael J. Fox Foundation (hover over "Understanding Parkinson's" for information on diet, exercise, sleep, anxiety, and fatigue): <https://www.michaeljfox.org/>
- American Parkinson's Disease Association Education and Support Page: <https://www.apdaparkinson.org/resources-support/>
- Davis Phinney Foundation - Living Well with Parkinson's Disease (exercise, sleep, etc.): <https://www.davisphinneyfoundation.org/living-well/>
- Brian Grant Foundation - Training for Exercise Professionals: <https://briangrant.org/training-for-professionals/>

Traumatic Brain Injury:

Exercise Prescription Articles:

- Mossberg K. 2010. Endurance Training and Cardiorespiratory Conditioning after Traumatic Brain Injury. *Journal Head Trauma Rehabil* 2010;25(3): 173-83.
<https://www.ncbi.nlm.nih.gov/pubmed/20473091>
- Gordon et al. The Benefits of Exercise in Individuals with Traumatic Brain Injury: A Retrospective Study. *J Head Trauma Rehabil* 1998;13(4):58-67.
<https://www.ncbi.nlm.nih.gov/pubmed/9651240>

Health Promotion and Wellness Articles:

- Wise et al. Benefits of Exercise Maintenance after Traumatic Brain Injury. *Arch Phys Med Rehabil* 2012;93: 1319-23. <https://www.ncbi.nlm.nih.gov/pubmed/22840829>
- Bezner JR, Hunter DL. Wellness Perception in Persons with Traumatic Brain Injury and Its Relation to Functional Independence. *Arch Phys Med Rehabil* 2001;82: 787-92.
<https://www.ncbi.nlm.nih.gov/pubmed/11387584>

Patient Advocacy Organizations with Health Promotion and Wellness Resources:

- US Brain Injury Alliance: <http://usbia.org/>
- Brain Injury Association of America: <https://www.biausa.org/>

Spinal Cord Injury:

Exercise Prescription Articles:

- Martin-Ginis et al. Evidence-based scientific exercise guidelines for adults with spinal cord injury: an update and new guideline. *Spinal Cord* 2018; 56:308-321. <https://www.nature.com/articles/s41393-017-0017-3>
- Van Straaten, M, Cloud BA, Morrow MM et al. Effectiveness of Home Exercise on Pain, Function, and Strength of Manual Wheelchair Users with Spinal Cord Injury: A High Dose Shoulder Program with Telerehabilitation. *APMR*. 2014; 95(10):1810-1817. <https://pubmed.ncbi.nlm.nih.gov/24887534/>
- Cowan et al. Assessment of the talk test and rating of perceived exertion for exercise intensity prescription in persons with paraplegia. *Top Spinal Cord Inj Rehabil*. 2012;18(3):212-9. <https://www.ncbi.nlm.nih.gov/pubmed/23459216>
- Mulroy SJ, Thompson L, Kemp B, et al. Strengthening and optimal movements for painful shoulders (STOMPS) in chronic spinal cord injury: a randomized controlled trial. *Phys Ther*. 2011;91(3):305-324. <https://www.ncbi.nlm.nih.gov/pubmed/21292803>
- Preservation of Upper Limb Function Following Spinal Cord Injury: A Clinical Practice Guideline for Health-Care Professionals. (2005). *The Journal of Spinal Cord Medicine*, 28(5), pp.434-470. <https://www.ncbi.nlm.nih.gov/pmc/articles/PMC1808273/>
- Exercise and Sports Science Australia (ESSA): Position Statement on Exercise and Spinal Cord Injury: <https://www.essa.org.au/wp-content/uploads/2015/10/ESSA-Position-Statement-on-Exercise-and-Spinal-Cord-Injury.pdf>
- Model Systems Knowledge Translation Center: Fact sheet about SCI and Exercise: <http://www.msktc.org/sci/factsheets/exercise>

Health Promotion and Wellness Articles:

- Academy of Neurologic Physical Therapy SCI Special Interest Group Handout for physical therapists and people with SCI: http://neuopt.org/docs/default-source/sci-sig/white-paper/healthwellnesssci_final.pdf?sfvrsn=4
- Kern et al, 2019. Understanding the Changing Health Care Needs of Individuals Aging with SCI. *Topics in Spinal Cord Injury Rehab*; 25(1):62-73. <https://www.ncbi.nlm.nih.gov/pubmed/30774290>
- Model Systems Knowledge Translation Center: Fact sheet about SCI and Adaptive Sports and Recreation: http://www.msktc.org/sci/factsheets/adaptive_sports

Patient Advocacy Organizations with Health Promotion and Wellness Resources:

- NCHPAD: “Life on Wheels: A guide for living a healthy, active life with a spinal cord injury” <http://www.nchpad.org/1200/5830/Life~on~Wheels>

- Spinal Cord Injury Essentials patient handouts: <http://www.spinalcordessentials.ca/handouts/>
- Paralyzed Veterans of America - Adapted Sports: <https://www.pva.org/adaptive-sports>
- Craig H Nielsen Foundation - Psychosocial Research (resource for clinical researchers): <http://chnfoundation.org/psychosocial-research/>
- Christopher and Dana Reeve Foundation: <https://www.christopherreeve.org/living-with-paralysis>
- SCI Action Canada Lab: <https://sciactioncanada.ok.ubc.ca/resources/proactive-sci-toolkit/>

Stroke/ Cerebral Vascular Accident (CVA):

Exercise Prescription Articles:

- Hornby, TG, Henderson E, Plawewski A. et al. Contributions of Stepping Intensity and Variability to Mobility in Individuals Post Stroke: A randomized control trial. *Stroke*. 2019; 50(9):2492-2499.
<https://www.ahajournals.org/doi/10.1161/STROKEAHA.119.026254>
- Crozier, Roig, Eng, et al. High-Intensity Interval Training After Stroke: An Opportunity to Promote Functional Recovery, Cardiovascular Health, and Neuroplasticity, Neurorehabilitation and Neural Repair 2018, Vol. 32(6-7) 543 –556.
<https://www.ncbi.nlm.nih.gov/pubmed/29676956>
- Wist et al, Muscle Strengthening for hemiparesis after stroke: meta-analysis. *Annals of Phys Rehabil Med*, 59:114-124; 2016. <https://www.ncbi.nlm.nih.gov/pubmed/26969343>
- Boyne, P., Dunning, K, Carl, D. High-Intensity Interval Training and Moderate Intensity Continuous Training in Ambulatory Chronic Stroke: Feasibility study. 2016. *Phys Ther*. 2016 Oct; 96(10): 1533–1544. <https://www.ncbi.nlm.nih.gov/pubmed/27103222>
- Billinger et al. Does aerobic exercise and the FITT principle fit into stroke recovery? *Curr Neurol Neurosci Rep*. 2015;15(2):519.
<https://www.ncbi.nlm.nih.gov/pubmed/25475494>
- Billinger et al. Physical activity and exercise recommendations for stroke survivors: a statement for healthcare professionals from the American Heart Association/American Stroke Association. *Stroke*. 2014;45(8):2532- 53.
<https://www.ncbi.nlm.nih.gov/pubmed/24846875>
- Severinsen, Jakobsen, Pedersen et al. Effects of resistance training & aerobic training on ambulation in Chronic Stroke. *Am J Phys Med Rehabil*. 2014; 93:29-42.
<https://www.ncbi.nlm.nih.gov/pubmed/24355995>
- Billinger et al., Recumbent Stepper Submaximal Exercise test to Predict Peak Oxygen Uptake. *Med Sci Sports Exer*. August 2012; 44(8): 1539–1544.
<https://www.ncbi.nlm.nih.gov/pubmed/22382170> How to video example:
<https://www.youtube.com/watch?v=wZe9TJQVc1Q>

Health Promotion and Wellness Articles:

- Khot and Morgenstern. Sleep and Stroke. *Stroke*. 2019. 50:1612-1617. DOI: 10.1161/STROKEAHA.118.023553.
<https://www.ahajournals.org/doi/10.1161/STROKEAHA.118.023553>
- Van Wijck F, et al Bernhardt J, Billinger SA. 2019 Improving life after stroke needs global efforts to implement evidence-based physical activity pathways. *J of Stroke*. April 2019. <https://journals.sagepub.com/doi/10.1177/1747493019840930>

- Ezeugwu, Manns. Sleep Duration, Sedentary Behavior, Physical Activity, and Quality of Life after Inpatient Stroke Rehabilitation. J Stroke Cerebrovasc Dis. 2017;26(9):2004-2012. <https://www.ncbi.nlm.nih.gov/pubmed/28669653>
- Rose DK, Schafer J, Conroy C. Extending the Continuum of Care Post Stroke: Creating a Partnership to Provide a Community-based Wellness Program. JNPT. 2013;37(2):78-84. <https://www.ncbi.nlm.nih.gov/pubmed/23703370>

Patient Advocacy Organizations with Health Promotion and Wellness Resources:

- National Stroke Association <http://www.stroke.org/>
- Heart and Stroke Foundation of Canada <http://www.heartandstroke.ca/heart>
- American Heart/Stroke Association <http://www.strokeassociation.org/STROKEORG/>
- Dr. Janice Eng's Post-Stroke Community Fitness Program. <https://fameexercise.com/>

Other Conditions:

Huntington's Disease

Exercise Prescription Articles:

- Quinn L, Kegelmeyer D, Kloos A, Rao AK, Busse M, Fritz NE. Clinical recommendations to guide physical therapy practice for Huntington disease. *Neurology*. 2020;94(5):217-228. <https://pubmed.ncbi.nlm.nih.gov/31907286/>
- Fritz et al. Physical therapy and exercise interventions in Huntington's disease: A mixed methods systematic review. *J Huntington's Dis*. 2017;6(3):217-235. <https://www.ncbi.nlm.nih.gov/pubmed/28968244>

Patient Advocacy Organizations with Health Promotion and Wellness Resources

- Huntington's Disease Society of America <https://hdsa.org/>

Amyotrophic Lateral Sclerosis

Exercise Prescription Articles:

- Bello-Haas VD. Physical therapy for individuals with amyotrophic lateral sclerosis: current insights. *Degenerative neurological and neuromuscular disease*. 2018; 8:45-54. <https://www.ncbi.nlm.nih.gov/pmc/articles/PMC6065609/>

Patient Advocacy Organizations with Health Promotion and Wellness Resources

- Amyotrophic Lateral Sclerosis Association <http://www.alsa.org/>
- Muscular Dystrophy Association <https://www.mda.org/>

Appendix F: Questions to Ask of Post-Rehabilitation Facilities: Client Handout

What are the goals for your participants? Purpose of facility?

- ☐ Health & Wellness
- ☐ Weight training or strengthening intact muscles
- ☐ Recovery or strengthening of involved muscles
- ☐ Improve cardiopulmonary function
- ☐ Improve endurance
- ☐ Improve flexibility
- ☐ Weight management
- ☐ Practice functional activities (mat/bed activities, transfers, balance, etc.)
- ☐ Multi-purpose

Facility: Is this facility accessible?

- ☐ Access to medical assistance (on site or call 911)
- ☐ Enough room between equipment to maneuver wheelchairs
- ☐ Water (hydration is important!)
- ☐ Towels
- ☐ Wheelchair accessible exercise equipment (e.g., weight training equipment with movable seats)
- ☐ Wheelchair accessible restrooms
- ☐ Wheelchair accessible locker rooms
 - ☐ Is there an available mat in the locker room for dressing, if needed?
 - ☐ Is there assistance available for dressing or undressing?
- ☐ Wheelchair accessible showers
- ☐ Grab bars in restrooms and showers
- ☐ Clean and well-maintained facilities
- ☐ Handicap parking
- ☐ Distance from parking to facility entrance
- ☐ Ramp – entry in/out of building
- ☐ Working elevators if multiple floors
- ☐ Is the facility near your home? You are more likely to go exercise if the location is convenient.
- ☐ What are the open hours? Some facilities are open 24 hours, while others have limited hours? When is the facility busiest?
- ☐ Are participants required to have medical clearance or a health history?
- ☐ Can you take a tour?
- ☐ Accommodate people with hemiplegia, paraplegia, tetraplegia: Do you have equipment to adapt exercise equipment as needed for limitations in hand or leg function, such as adaptive gloves or ace wraps.
- ☐ Other:

Staff Background and Training

Who is available onsite to assist an individual with a neurologic condition?

- ☐ Personal trainer with or without certification, such as:
 - ☐ Certified Inclusive Fitness Trainers (CIFT):
 - ☐ <https://certification.acsm.org/acsm-inclusive-fitness-trainer>
 - ☐ http://certification2.acsm.org/profinder?_ga=2.254101768.1286397395.1495148201-581199747.1495147925
 - ☐ Certified Special Populations Specialist (CSPS):
 - ☐ <https://www.nasca.com/Certification/CSPS/>
- ☐ Athletic Trainer (ATC)
- ☐ Exercise Physiologist
- ☐ Physical Therapist (PT)
- ☐ Occupational Therapist (OT)
- ☐ Pre-PT/OT or PT/OT students
- ☐ Nutritionist or dietitian
- ☐ Pilates or other specialized training
- ☐ Other _____

What training does the staff have?

- ☐ Does the center have you fill out a health questionnaire to determine your risk factors and the most suitable activities to meet your needs and interests?
- ☐ How does the facility handle emergency situations? Has staff been trained in cardiopulmonary resuscitation (CPR) and first aid?
- ☐ If the staff are not licensed in the area of working with people with neurologic conditions (e.g., are not PTs or OTs), are they trained to:
 - ☐ Work with people with disabilities (such as with Certified Inclusive Fitness Trainers)
 - ☐ Work with individuals with SCI, CVA, PD, MS etc.
 - ☐ Pass competencies to be able to work with individuals with neurologic dysfunction
 - ☐ Monitor blood pressure and/or heart rate
 - ☐ Monitor pulse oximetry/oxygen levels
 - ☐ Recognize and address orthostatic hypotension (low pressure upon standing) and severe hypertension in any position (autonomic dysreflexia)
 - ☐ Implement an exercise prescription
 - ☐ Appropriately progress exercises or decrease frequency/intensity when Needed
 - ☐ Perform skin checks after exercise, when appropriate

Extent of assistance

- ☐ One-time tour of facility
- ☐ One-time orientation to equipment
- ☐ One-on-one personal trainer

- ☐ One trainer for ____ (number of people)
- ☐ Group workouts or classes? (what type?)
- ☐ Monitor every session, weekly, monthly
- ☐ Assist with set-up on each piece of equipment
- ☐ Assist with transfers on/off equipment
- ☐ If no assistance...
 - ☐ Can a family member, or personal assistant attend to help me?
 - ☐ Can the above individual also exercise? If so, what is the cost?

List the equipment that is available at your facility. *(While having all of the “latest and greatest” equipment available may not be needed to obtain your personal goals, you will want to find out if equipment that you need is available).*

- ☐ Automated External Defibrillator (AED)
- ☐ Weight-training equipment (chest press, biceps curls, triceps, etc.)
 - ☐ With or without ability to move seat out of the way for wheelchair access
- ☐ Free weights
- ☐ Elastic bands or tubing
- ☐ Arm ergometers /arm bikes
- ☐ Recumbent bikes/ bikes with a seat that have a back rest
- ☐ Inclined plane bodyweight devices
- ☐ Standing frames
- ☐ Treadmills
 - ☐ With or without overhead harness system or other support system for safety and/or body weight support during training
- ☐ Overhead harness suspension systems
- ☐ Sturdy rolling walkers [Second Step, Rifton Pacer (adult, and tall/heavy duty), platform walkers, etc.]
- ☐ Parallel bars
- ☐ Pool
 - ☐ Lift for entry/exit
 - ☐ Ramp for entry/exit
- ☐ Underwater treadmill
- ☐ Equipment for balance training (foam, Swiss balls, bolsters, etc.)
- ☐ Pedometers and/or accelerometers
- ☐ Slings with overhead suspension
- ☐ Functional electric stimulation (FES) cycling
- ☐ Electric stimulation for individual muscles
- ☐ Whole body vibration
- ☐ Robotic or powered exoskeletons

Finances

- ☐ Approximate cost _____ (per session, per week, per month, annual)
- ☐ Private pay or accept any insurances
- ☐ Scholarships
- ☐ Reduced rates for fitness centers that have equipment with limited access for individuals with disabilities
- ☐ Can I obtain a temporary pass for a small daily fee or at no cost to try out the facility?

Communication with Healthcare Providers

Open communication amongst your team is critical for developing, implementing and progressing your training program in a way that is safe and effective. Questions to ask a post-rehabilitation program or provider include:

- ☐ Is the program or provider willing to communicate with your rehabilitation team or PT?
- ☐ How will they communicate with your rehabilitation team or PT?
 - ☐ One or more meetings face-to-face with therapist for communication and training
 - ☐ Email
 - ☐ Phone
 - ☐ Other: _____
- ☐ When will they communicate with your rehabilitation team or PT?
 - ☐ To alert therapists of potential or actual medical status changes (e.g., fractures, major illness) and seek input for appropriate physical activity modifications
 - ☐ To seek assistance of therapist if need to update program
 - ☐ To alert therapist to when a patient increases or decrease function to the point of need of re-entry into therapy
 - ☐ At regularly scheduled intervals
 - ☐ Other: _____

Other Resources to Consider: Choosing a Fitness Center from National Center on Health, Physical Activity and Disability (NCHPAD):

<http://www.nchpad.org/308/1909/Choosing~a~Fitness~Center>

Appendix G: Example: Sargent Health Fitness Plan: Physical Therapist - Client Handout

For Community Fitness Upon Discharge From Physical/Occupational Therapy

Name of Participant: _____

Name of Therapist: _____

Thank you for your interest in the Sargent Health Fitness Plan. This form was created by Boston University College of Health and Rehabilitation Sciences: Sargent College (Sargent College) and is intended to be used by physical therapists (PTs) or occupational therapists (OTs) to outline appropriate exercises for their clients. This form serves two purposes:

It can be used to indicate appropriate exercises for individuals upon discharge from PT/OT services
It can help facilitate communication between the PT/OT and the individual's health fitness professional.

You may copy and use this form as long as you do not make any modifications to it, and properly attribute the form to the copyright holder (BU and Sargent College). Any other use of this form requires written permission from Sargent College.

INSTRUCTIONS

TO THE CLIENT: This form is intended to be utilized to outline appropriate exercises based on your *current* health status. If you experience a change in your health status, these recommendations may no longer be valid and you should take appropriate action. That means it is up to you to seek out further medical attention either from your primary care physician or any other specialist that is needed. We recommend that you sit down with your physical or occupational therapist and outline an appropriate fitness plan designed specifically for you by checking off the relevant boxes on the form. Please note, this form will be used to report and share with an appropriate health and fitness facility any pertinent medical issues that may affect your participation in an exercise program or activity. If you have any questions or concerns, please discuss them with your therapist.

TO THE THERAPIST: Please fill out this form in consultation with your client by checking only the relevant boxes for the participant. Consider educating your client with regard to indications for returning to a PT/OT professional. Examples may include 6-month brace re-evaluation, anticipated wheelchair modifications for seating clinic, increased activity tolerance, etc. A medical clearance should be received from a medical doctor to clear the individual to participate in FES and/or a Standing Frame program. If you know of any medical or other reasons why participation in an exercise program by the applicant would be unwise/unsafe, please indicate so on this form. *For your convenience, equipment that does not require a transfer have been marked as depicted.*



*Participant is responsible for entering the gym independently OR
with one's own personal assistant (PCA, family)*

By using this form, you (Client and Therapist) agree to release Boston University (including Sargent College), its officers, directors, employees and agents from any liability arising out of, or in connection with, your use of this form. In no event will Boston University, its officers, directors, employees or agents be liable for indirect, special, consequential, or punitive damages, even if those damages are otherwise foreseeable or even if any of them have been advised of the possibility of such damages.

Participant or Caregiver should bring completed form to appropriate exercise facility

©Trustees of Boston University

Sargent Health Fitness Plan

Page 1 of 2


Name: _____


Mobility Level: Ambulatory: Y / N (Distance: _____) Wheelchair User: Y / N Community Assistance Level _____


Estimated or Actual Height and Weight: _____ Household assistance level _____


Participant educated on HR and BP assessment for exercise: Y / N Waist Circumference: Sitting: _____


WHEELCHAIR ACCESSIBLE



☐ Chest Press



☐ Overhead Press


☐ Lat Pulldown


☐ Compound Row


☐ Functional Trainer
 (Indicate ROM if appropriate):
☐ Shoulder Flex/Ext
☐ Elbow Flex/Ext
☐ Shoulder Abd/Add
☐ Hip Flex/Ext


☐ Rope Climber



Additional Equipment

Cuffs, Hooks, Gloves, Chest Strap, Velcro Straps, Adaptive Bike Peddle, Theraband, Free Weights, Cuff Weights, Leg guides

Other Relevant Information/Contraindications:

Potential Participant Health/Fitness Goals:

☐ Increase Endurance ☐ Increase Strength ☐ Skin Integrity
☐ Weight Loss ☐ Increase Flexibility ☐ _____
☐ ↑ Resting BP ☐ ↓ Resting BP _____

Indications for Return to Healthcare Provider:

☐ Safety: _____
☐ ↑↓ in status (pain, strength, function, etc.): _____
☐ _____
☐ Brace Re-eval : _____
☐ Other _____



☐ Vita glide



☐ Reck MOTomed

☐ Arms ☐ Legs ☐ _____



☐ RT 300-S* FES Bike

Muscle Stimulated:

- ☐ Glutes
☐ Hamstrings
☐ Quadriceps
☐ Gastroc/Soleus
☐ Anterior Tibialis



☐ Arm Ergometer



☐ Cybex Bravo Functional Trainer

If applicable:

ID #: _____

Password: _____

PT/OT Signature indicates ONLY non-transfer activity appropriate: _____ Date: _____

Equipment listed below and on next page *require transfers* Level of Assist with Transfers: _____



☐ Self-stretching Mat Table Exercises:



☐ Easy Stand 6000 Glider* Stander



☐ NuStep TSXR Recumbent Cross Trainer



☐ Concept 2 Model E Rower









Participant or Caregiver should bring completed form to appropriate exercise facility

©Trustees of Boston University





Sargent Health Fitness Plan




Page 2 of 2

Level of Assist with Transfers: _____

				ARMS/CHEST/BACK
<input type="checkbox"/> Keiser bilateral Upperback	<input type="checkbox"/> Incline Press	<input type="checkbox"/> Keiser Bilateral Chest press	<input type="checkbox"/> Overhead Press	
				
<input type="checkbox"/> Pec Fly	<input type="checkbox"/> Preacher Curl	<input type="checkbox"/> Triceps Press	<input type="checkbox"/> Super Forearm	

Exercises:
☐ Supination
☐ Pronation
☐ Wrist Flexion
☐ Wrist Extension
☐ Grip Strength

				LEGS
<input type="checkbox"/> Leg Press	<input type="checkbox"/> Hip Abduction/Adduction	<input type="checkbox"/> Leg Extension	<input type="checkbox"/> Seated Leg Curl	

			TRUNK
<input type="checkbox"/> Lateral Raise	<input type="checkbox"/> Abdominal	<input type="checkbox"/> Lower Back	

Other Relevant Information (BP/HR Targets, Recommendations for Brace/Assistive device use while in the gym, Brace or Assistive Device Re-evaluations, Additional Equipment considerations, etc.):

PT/OT Signature: _____ Date: _____

All Photos Taken at the Quincy Branch South Shore YMCA

Participant or Caregiver should bring completed form to appropriate exercise facility
 ©Trustees of Boston University